

**A**

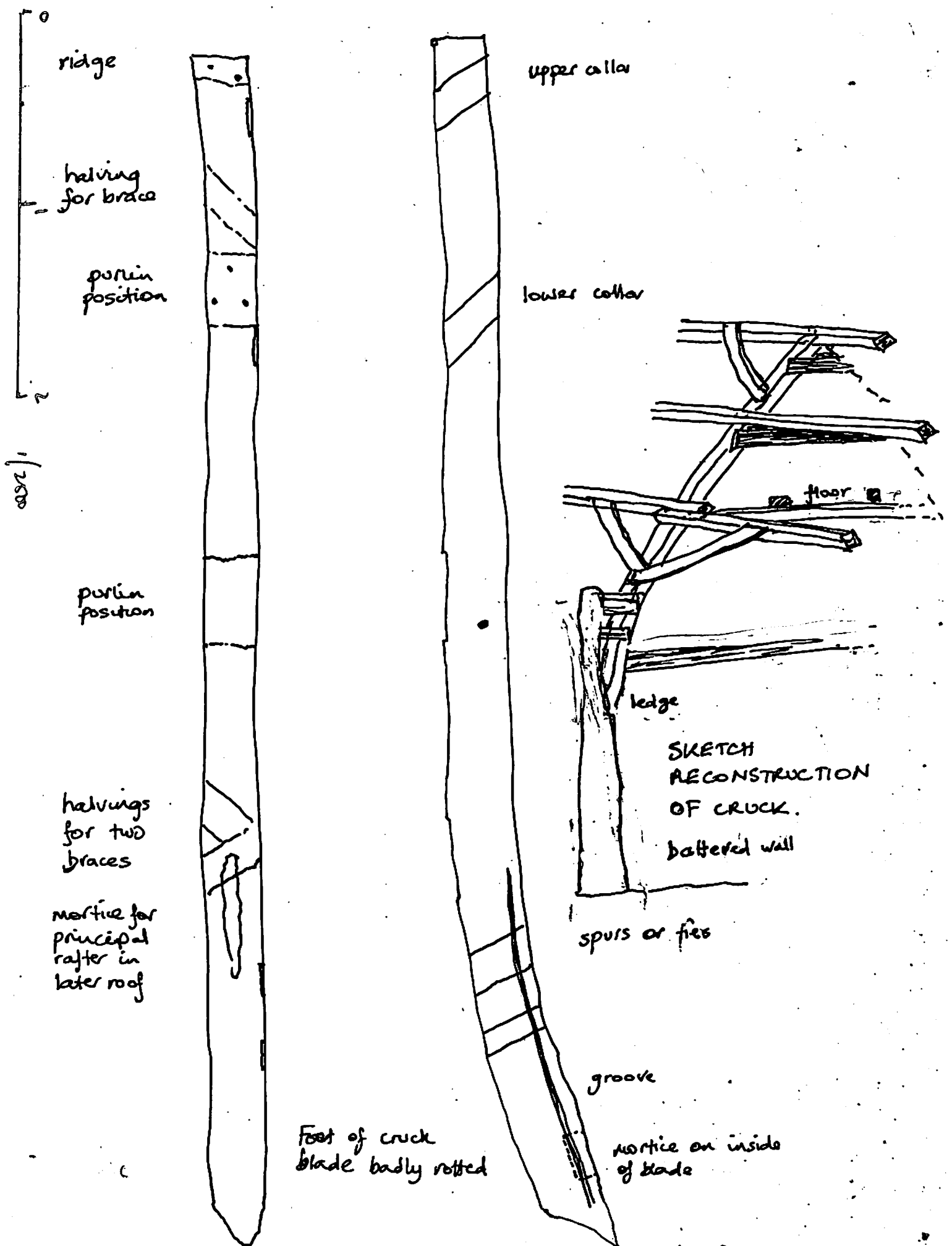
**B**

**C**

**D**

**E**

**F**


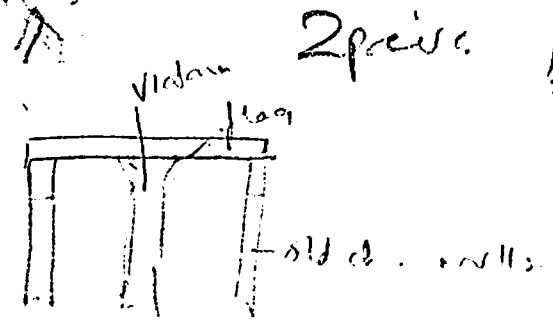

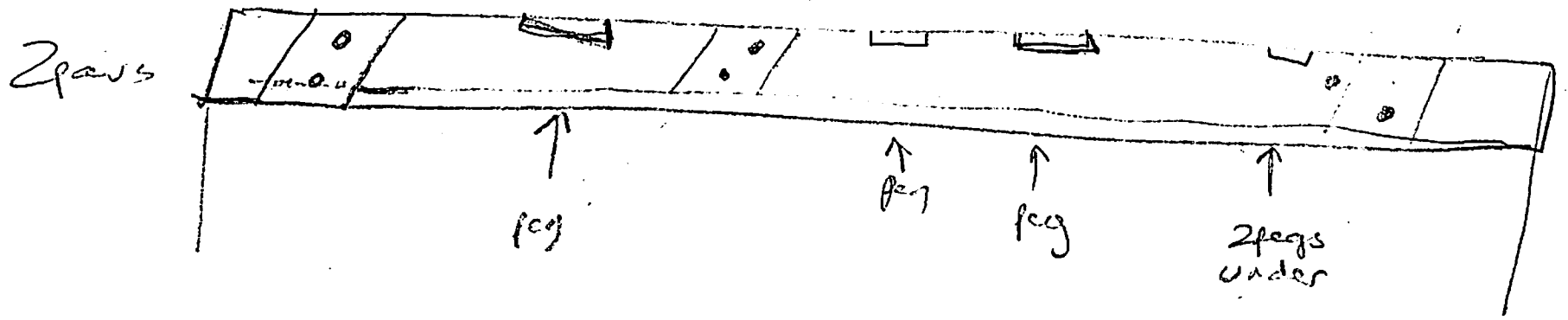


RE-USED CRUCK BLADE FROM NICOLSON'S PLACE

Spine beam  
Sawfit

High Sawfit

floor timbers not shown - re-matched




purlin in attic

under side of the beam

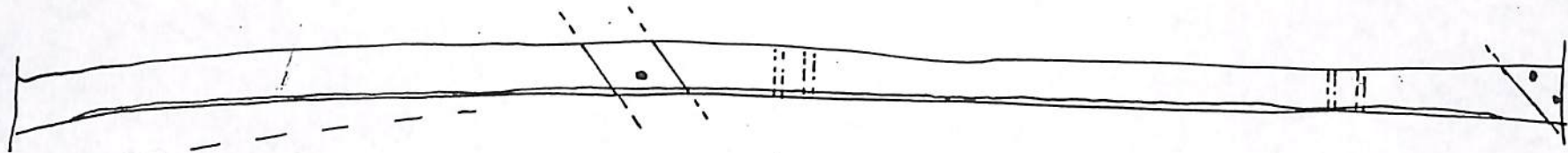
not measured

SKETCHES TO SHOW REUSED CRUCK TIMBERS.

Mason's barn, Burnasall



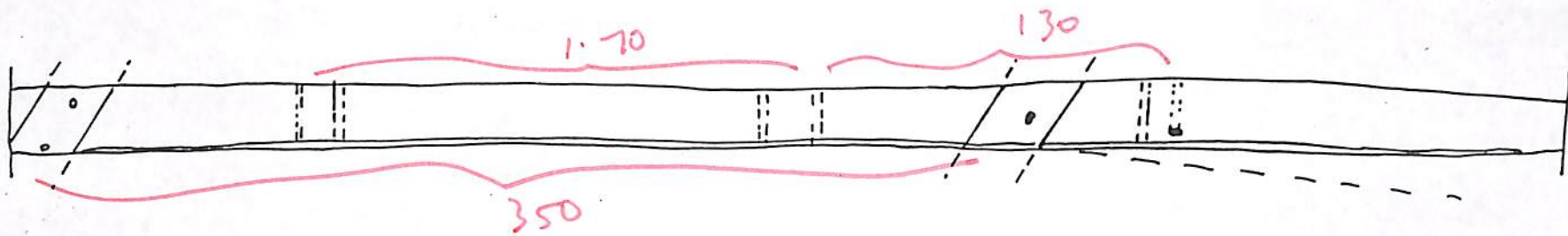
CRUCK BLADES  
RE USED AS TIE BEAMS



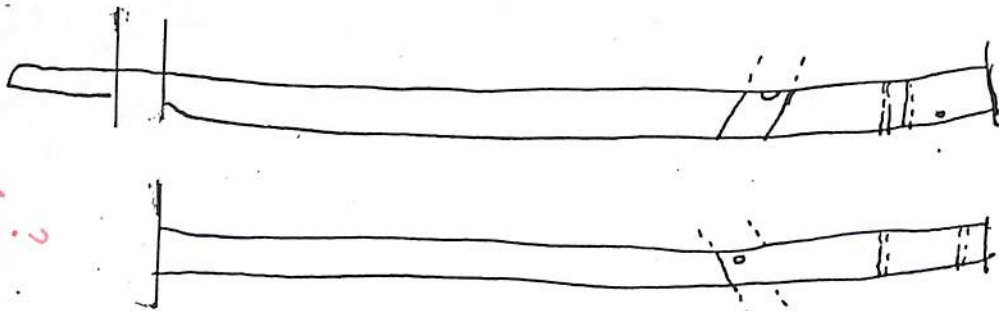
curve at base of blade removed

peg holes in sides probably for purlins


Former left hand blade



Former right hand blade



CRUCK FRAGMENTS  
RE-USED AS  
PURLINS



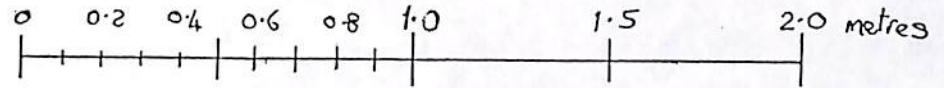
RE-USED CRUCK at

12 BEANLANDS PARADE, JILKLEY.

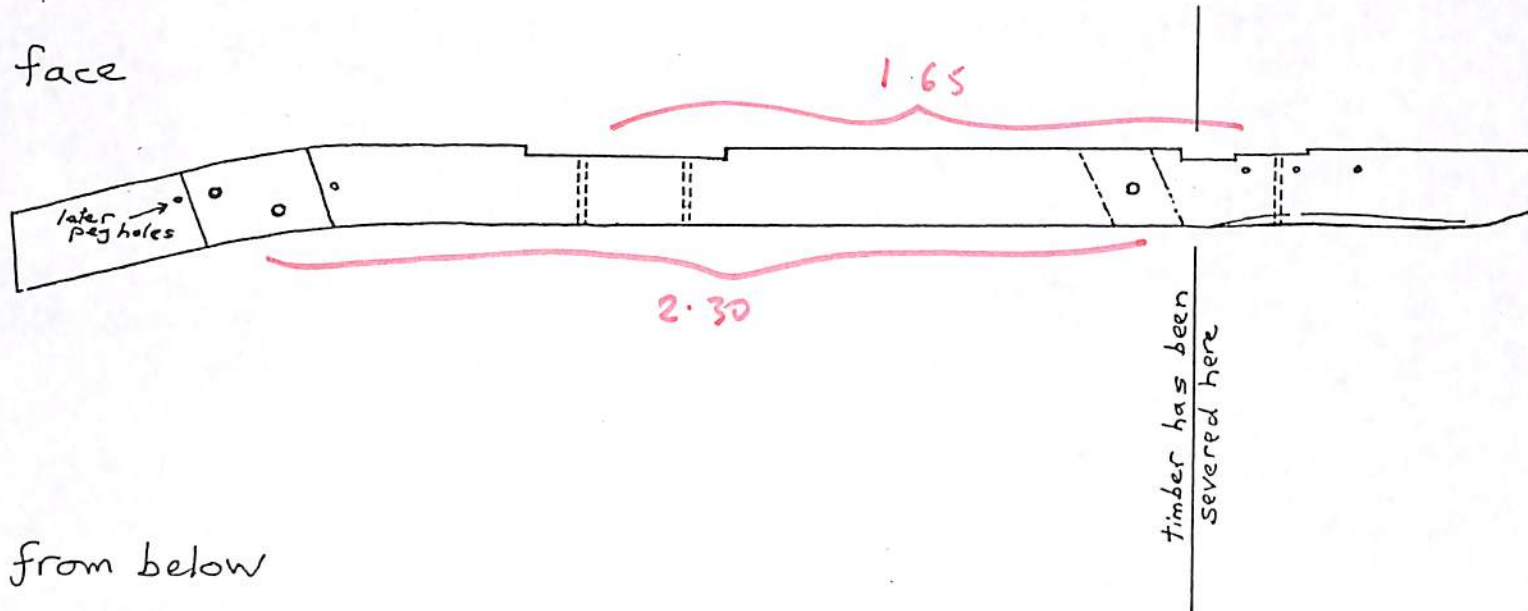
SE 482 122

until 1989 this was re-used  
as a purlin in a barn roof.  
Now a fireplace lintel.



1/20



main face




view from below



Same diameter as  
specimen 101

Band  
Circ

upper part fits Cook House to apex  
on Nicholson place & collar to spid



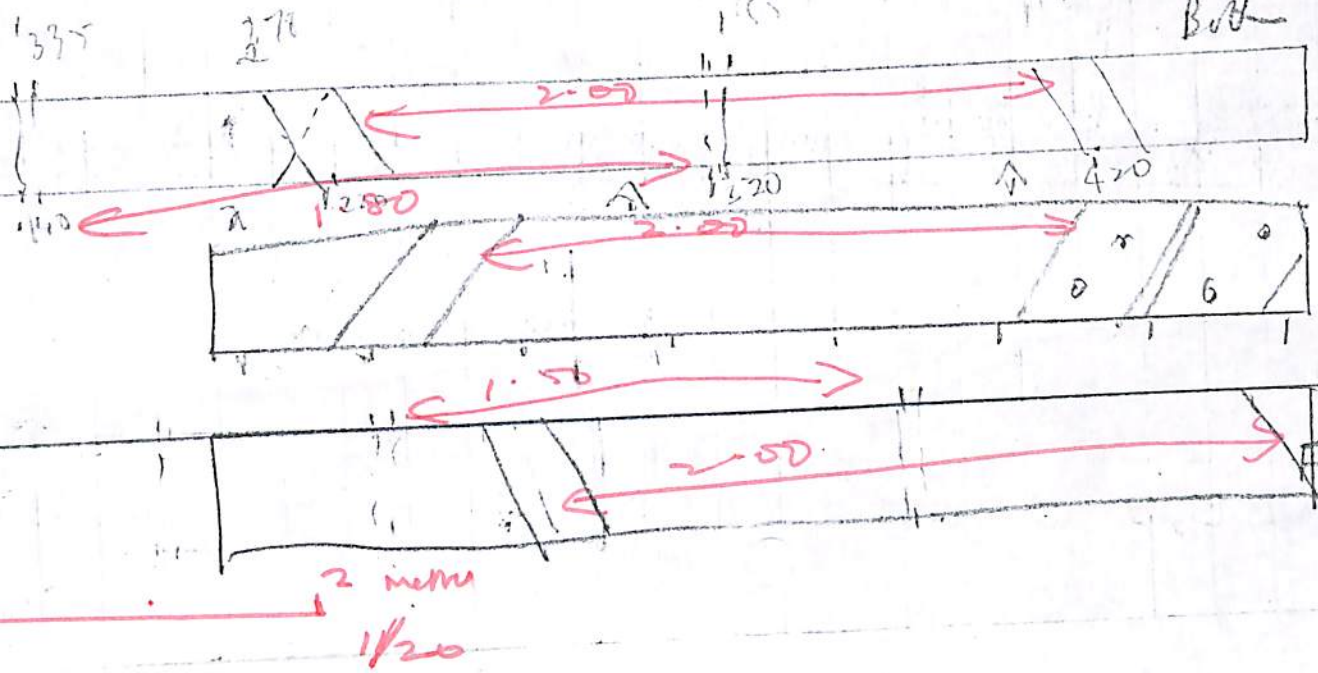
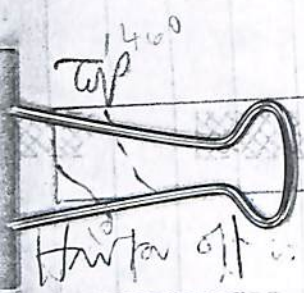
FRYERS BARN

P. pullin with one mudbrace (say 3 98)

A pullin with 2 braces (4.070 07) G in similar but carpenter makes TT by braces

M car entrance

chamber about same width as 2.82 car entrance.



D. LH blade with pullin handles

E BRAD BRH

Blade LH



Plan of Clap pan to joint  
 Brackets - to joint

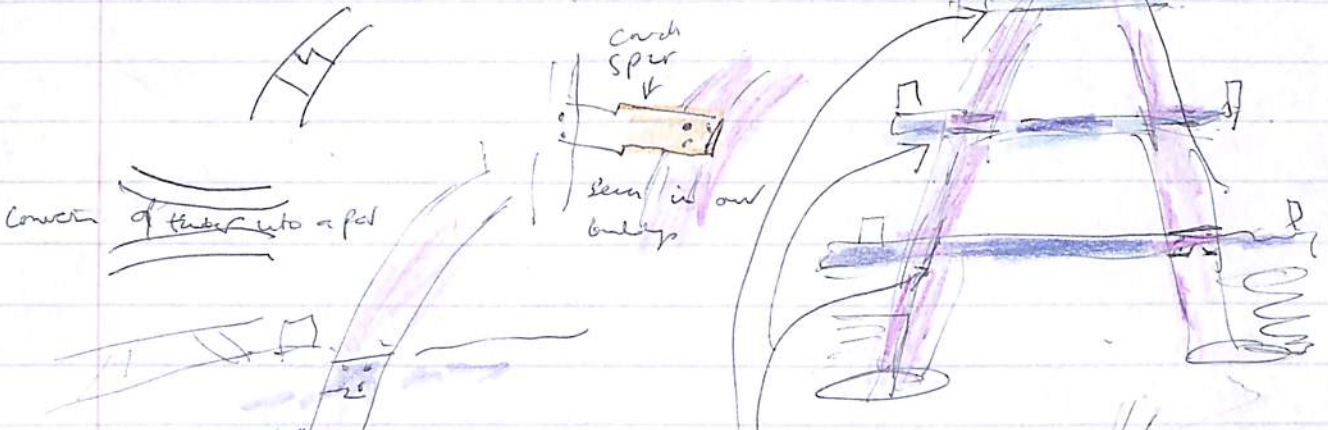
Already done - Rebuilding runs etc

are easy in both ends of non cracks

Brace ?

Cracks along the roof lead to the gables

Creek blades, creek pattern



Conversion of timber into a pole



if poor quality of N. Ashly water or iron etc

Early long post: N.

poor cracks are (Red) Creek blade has big joint for tie beams/poles (lamyng poles)


1515 and beam 1 B. N. by

Cracks superceded long post & N. B. building

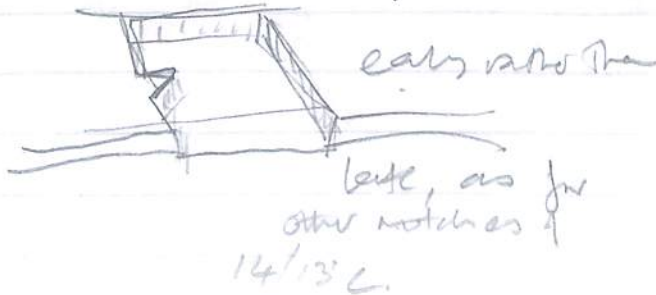


Asisted with 7 N (5/10/10)

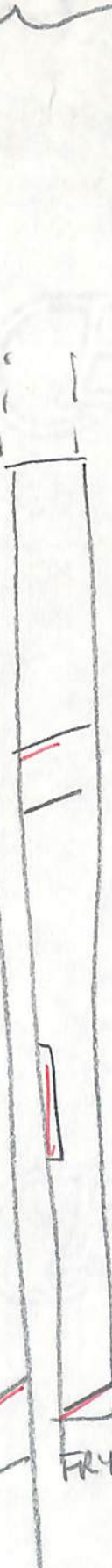
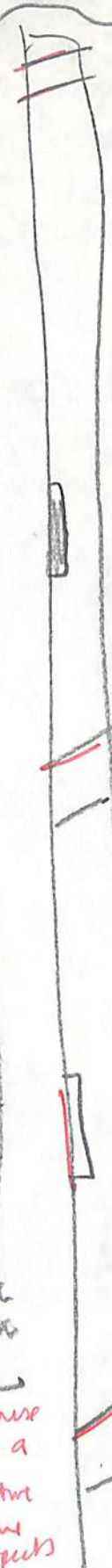
Blue tie beam has big joints to 1



long curved pieces are creek blades



1/20



Green House = small head

Green House

HOLE

HOLE/BARN?

SMALL HOUSE

SMALL HOUSE

They'll House appears a small structure in some respects but similar to Red House

FRYERS

FRYER

HOLE/BARN

RED HOUSE MIDWAY

HOLE

BEANWINDS

FRYERS BARN

variably long distance from top halving to middle halving

Are houses slightly smaller than barns?

Nick Place

Seems a slightly larger structure than Red House

lower to upper = 2.00 2.60

upper covers = 1.00 - 1.20 - 2.00

about 1.50 apart

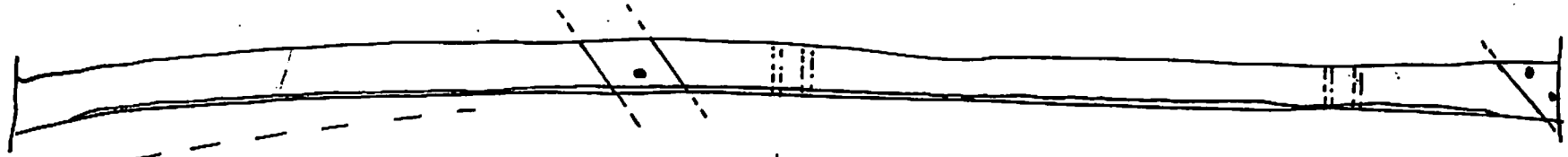
Apex of fold

SKETCHES TO SHOW REUSED CRUCK TIMBERS.

Mason's barn, Burnsall



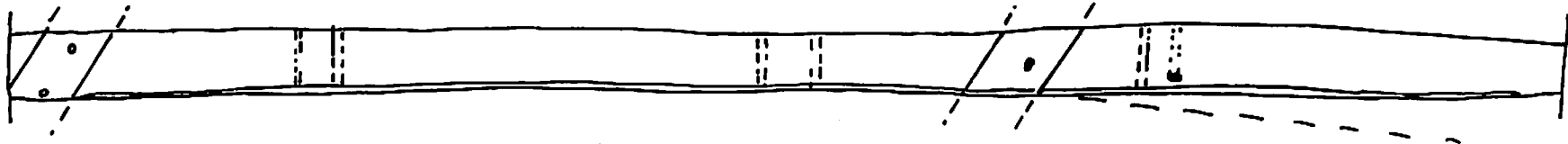
CRUCK BLADES  
RE USED AS TIE BEAMS




curve at base of blade  
removed

peg holes in sides  
probably for purlins

former left hand blade



former right hand blade



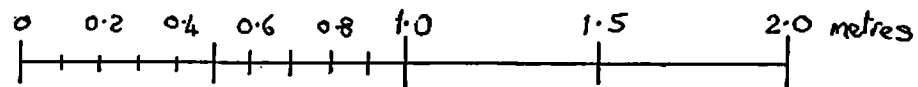
CRUCK FRAGMENTS  
RE-USED AS  
PURLINS

RE-USED CRUCK at

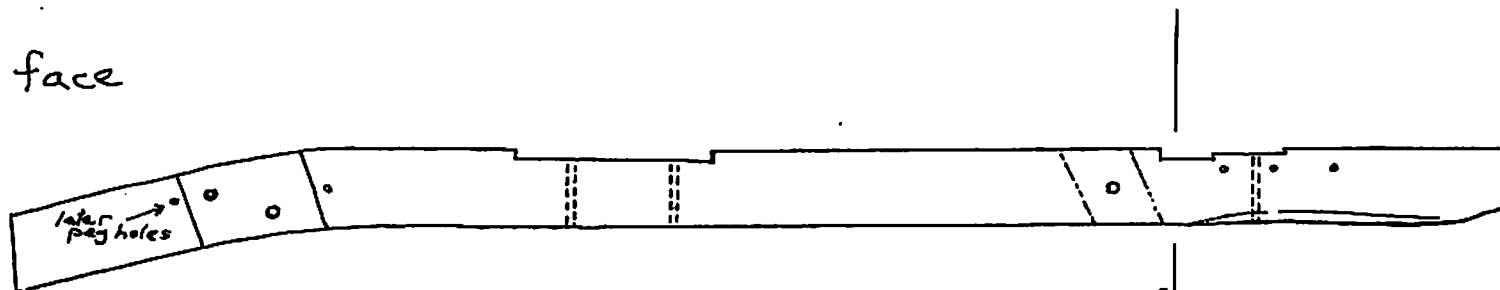
12 BEANLANDS PARADE, ILKLEY.

SE 482 122

until 1989 this was re-used  
as a purlin in a barn roof.  
Now a fireplace lintel.



main face



view from below



timber has been  
severed here

Crack at  
High Shipley,  
Marwood.  
NZ 014216  
(where they let  
self-catering  
accommodation).

Paradise Lauther  
28th April: Kate, Mike, AP.

