

SPAB DOMESDAY SURVEY OF BARNs

Please try to answer all the questions. If you cannot, please put a question mark

NORTH YORKSHIRE
LANGCLIFFE

BARN BY VICTORIA CAVE

6803

1. Location
County N. Yks. Parish Langcliffe O.S. grid ref. SD 835653
Name and address of property Barn by Victoria Cave

2. Ownership Robert Towler

Owner/tenant

Address

Homestead
Lodge Lane
Langcliffe

3. Position

- a) In a village
b) In a farm group
c) Isolated

☐
☐
☒

4. Size

- a) Exterior length x width in feet (can be paced)
b) Interior-no. of bays, if obvious couldn't enter 19 x 16
c) No. of large cart entrances none

5. Date

- a) Approximate date (if known)
b) Datestone

☐
none

6. Condition

- a) excellent
b) good
c) fair
d) poor

☐
☒
☐
☐

7. Use

- farming
a) crop storage
b) cattle
c) other stock
d) garage
e) workshop
f) other
other
g) residential
h) commercial/industrial
i) craft
j) other (please state)
k) none

☐
☒
☐
☐
☐
☐
☐
☐

8. Exterior materials (more than 1 answer allowed)

Roof

- a) small flat tiles
b) pantiles
c) stone tiles
d) thatch
e) asbestos
f) metals
g) slate
h) other (specify)

☐
☐
☐
☐
☐
☐
☐
☐
☐

Walls: timber

- a) boarding
b) wattle & daub
c) render/plaster
d) open wattlework

☐
☐
☐
☐

Walls: solid

- e) brick
f) stone
g) mud/cob
h) flint
i) other, specify

☐
☒
☐
☐
☐
☐

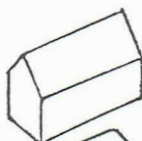
9. Exterior shape

one end

other end

d) other, please sketch below

a) gabled



☒

☒

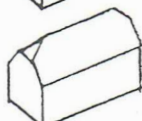
b) hip



☐

☐

c) half hip



☐


☐

10. Internal timber roof structure

6003

Cruck frame construction

a) full cruck  ☐

b) raised cruck  ☐

c) jointed cruck  ☐

d) other ☐

11. Sketch of frame, if your roof does not fit these categories

Truss/rafter construction

Not known, not able to enter.

(i) principal rafter ☐ or common rafters ☐


a) crown post ☐ 

b) queen strut/post ☐  

c) king post ☐ 

d) collar only ☐ 

e) tie beam only ☐ 

f) collar and tie beam only ☐ 

g) other ☐

(ii) frame type

a) aisled one side ☐ 

b) aisled both sides ☐ 

c) not aisled ☐

12. Other points of interest about the barn including ventilation slits, owl hole, etc.

13. Is barn listed by the Department of the Environment please state grade if known

No ☐

14. Other traditional buildings in farm group e.g. granary, cart shed, stables etc. Sketch plan if possible

15. Sketches or photos (non-returnable) would be appreciated for interesting barns

16. Your name, address and telephone no.

M. H. Ellis, The Oed Vicoaway, Loughfella, 2235. 8. 1976

17. Date of survey 23. 5. 57

Thank you for your help.

SPAB DOMESDAY SURVEY OF BARNs

Please try to answer all the questions. If you cannot, please put a question mark

6804

NORTH YORKSHIRE
LANGCLIFFE
LEYS BARN

1. Location

County N. Yks

Parish Langcliffe o.s.

→ D 825653

Name and address of property

Lays Barn
Enclosure

2. Ownership

Langcliffe Hall Estate.

Owner/~~tenant~~

Address

Langcliffe Hall
Langcliffe

3. Position

- a) In a village
b) In a farm group
c) Isolated

☐
☐
☒

4. Size

- a) Exterior length x width in feet (can be paced)
b) Interior-no. of bays, if obvious
c) No. of large cart entrances

2

24' x 22'
None

5. Date

- a) Approximate date (if known)
b) Datestone

☐
☒
☐

6. Condition

- a) excellent
b) good
c) fair
d) poor

☐
☐
☒
☐

7. Use

- farming
a) crop storage
b) cattle
c) other stock
d) garage
e) workshop
f) other

- other
☒ g) residential
☒ h) commercial/industrial
☐ i) craft
☐ j) other (please state)
☐ k) none

☐
☐
☐
☐
☐

8. Exterior materials (more than 1 answer allowed)

Roof

- a) small flat tiles
b) pantiles
c) stone tiles
d) thatch
e) asbestos
f) metals
g) slate
h) other (specify)

☐
☐
☒
☐
☐
☐
☐
☐

Walls: timber

- a) boarding
b) wattle & daub
c) render/plaster
d) open wattlework

☐
☐
☐
☐

Walls: solid

- e) brick
f) stone
g) mud/cob
h) flint
i) other, specify

☐
☒
☐
☐
☐
☐

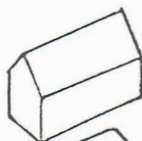
9. Exterior shape

one end

other end

d) other, please sketch below

a) gabled



☒

☒



b) hip



☐

☐

c) half hip




☐

☐

Cruck frame construction

a) full cruck  ☐

b) raised cruck  ☐

c) jointed cruck  ☐



d) other ☐

11. Sketch of frame, if your roof does not fit these categories

Truss/rafter construction

(i) principal rafter ☐ or common rafters ☐


a) crown post ☐ 

b) queen strut/post ☒  

c) king post ☐ 


d) collar only ☐ 


e) tie beam only ☐ 

f) collar and tie beam only ☐ 

g) other ☐

(ii) frame type

a) aisled one side 

b) aisled both sides ☐ 

c) not aisled ☐

12. Other points of interest about the barn including ventilation slits, owl hole, etc.

13. Is barn listed by the Department of the Environment please state grade if known ☐

14. Other traditional buildings in farm group e.g. granary, cart shed, stables etc. Sketch plan if possible

15. Sketches or photos (non-returnable) would be appreciated for interesting barns

16. Your name, address and telephone no. *N M Ellis The Old Vicarage Langcliffe 2235 Dutton*

17. Date of survey *23.8.87*

Thank you for your help.

SPAB DOMESDAY SURVEY OF BARNs

Please try to answer all the questions. If you cannot, please put a question mark

NORTH YORKSHIRE
LANGCLIFFE
PYKE LANE

6805

1. Location

County N. Yks

Parish Langcliffe O.S. grid ref. SD 823652

Name and address of property

Pyke lane
Langcliffe

2. Ownership

Langcliffe Hall Estate

Owner/tenant

Alec Towler

Address

Pakey's Farm
Langcliffe

3. Position

- a) In a village
b) In a farm group
c) Isolated



4. Size

- a) Exterior length x width in feet (can be paced)
b) Interior-no. of bays, if obvious
c) No. of large cart entrances

5 43' x 20'
none

5. Date

- a) Approximate date (if known)
b) Datestone



6. Condition

- a) excellent
b) good
c) fair
d) poor



7. Use

- farming
a) crop storage
b) cattle
c) other stock
d) garage
e) workshop
f) other

- other
☒ g) residential
☐ h) commercial/industrial
☐ i) craft
☐ j) other (please state)
☐ k) none



8. Exterior materials (more than 1 answer allowed)

Roof

- a) small flat tiles
b) pantiles
c) stone tiles
d) thatch
e) asbestos
f) metals
g) slate
h) other (specify)



Walls: timber

- a) boarding
b) wattle & daub
c) render/plaster
d) open wattlework



Walls: solid

- e) brick
f) stone
g) mud/cob
h) flint
i) other, specify



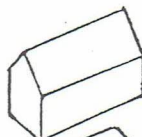
9. Exterior shape

one end

other end

d) other, please sketch below

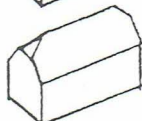
a) gabled



b) hip



c) half hip



10. Internal timber roof structure

Cruck frame construction

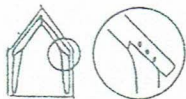
a) full cruck


☐

b) raised cruck


☐

c) jointed cruck


☐

d) other

☐

11. Sketch of frame, if your roof does not fit these categories

Truss/rafter construction

(i) principal rafter ☐ or common rafters ☐

a) crown post

☐


b) queen strut/post

☐


c) king post

☐


d) collar only

☐


e) tie beam only

☐


f) collar and tie beam only

☐


g) other

☐

(ii) frame type

a) aisled one side

☐


b) aisled both sides

☐


c) not aisled

☐

12. Other points of interest about the barn including ventilation slits, owl hole, etc.

Several high windows for forking hay

13. Is barn listed by the Department of the Environment please state grade if known

☐

14. Other traditional buildings in farm group e.g. granary, cart shed, stables etc. Sketch plan if possible

15. Sketches or photos (non-returnable) would be appreciated for interesting barns

SPAB DOMESDAY SURVEY OF BARNs

Please try to answer all the questions. If you cannot, please put a question mark

NORTH YORKSHIRE
LANGCLIFFE
STUBBINS BARN

6806

1. Location
County N. Yks Parish Langcliffe O.S. grid ref. SD 823649

Name and address of property Stubbins Barn

2. Ownership Langcliffe Hall Estate

~~Owner~~/tenant Alec Towler

Address Paley's Farm
Langcliffe

3. Position

- a) In a village
b) In a farm group
c) Isolated

☒
☐
☐

4. Size

- a) Exterior length x width in feet (can be paced)
b) Interior-no. of bays, if obvious
c) No. of large cart entrances

3 26' x 14'
I

5. Date

- a) Approximate date (if known)
b) Datestone

☐
☐

6. Condition

- a) excellent
b) good
c) fair
d) poor

☐
☒
☐
☐

7. Use

- farming
a) crop storage
b) cattle
c) other stock
d) garage
e) workshop
f) other

- other
g) residential
h) commercial/industrial
i) craft
j) other (please state)
k) none

☒
☐
☐
☐
☐
☐
☐

☐
☐
☐
☐
☐

8. Exterior materials (more than 1 answer allowed)

- Roof
a) small flat tiles
b) pantiles
c) stone tiles
d) thatch
e) asbestos
f) metals
g) slate
h) other (specify)

☐
☐
☒
☐
☐
☐
☐
☐
☐

- Walls: timber
a) boarding
b) wattle & daub
c) render/plaster
d) open wattwork

☐
☐
☐
☐
☐

- Walls: solid
e) brick
f) stone
g) mud/cob
h) flint
i) other, specify

☐
☒
☐
☐
☐
☐

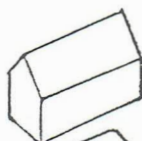
9. Exterior shape

one end

other end

d) other, please sketch below

a) gabled



☒

☒

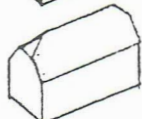
b) hip



☐

☐

c) half hip



☐

☐

Cruck frame construction

Truss/rafter construction

a) full cruck  ☐

b) raised cruck  ☐

c) jointed cruck   ☐

d) other ☐

11. Sketch of frame, if your roof does not fit these categories

(i) principal rafter ☐ or common rafters ☐


a) crown post ☐ 

b) queen strut/post ☐  

c) king post ☒ 

d) collar only ☐ 

e) tie beam only ☐ 

f) collar and tie beam only ☐ 

g) other ☐

(ii) frame type

a) aisled one side ☐ 

b) aisled both sides ☐ 

c) not aisled ☐

12. Other points of interest about the barn including ventilation slits, owl hole, etc.

Ventilation slit

13. Is barn listed by the Department of the Environment please state grade if known ☐

14. Other traditional buildings in farm group e.g. granary, cart shed, stables etc. Sketch plan if possible

15. Sketches or photos (non-returnable) would be appreciated for interesting barns

16. Your name, address and telephone no. *N. M. Ellis, The Old Vicarage*

17. Date of survey *6.7.87*

Lancashire

2235 Little

Thank you for your help.

Please return to:
The Society for the Protection of Ancient Buildings, 37 Spital Sq., London E1 6DY.

SPAB DOMESDAY SURVEY OF BARNs

Please try to answer all the questions. If you cannot, please put a question mark ag

NORTH YORKSHIRE
LANGCLIFFE
MID HOWSONS LANE

6807

1. Location

County

Parish

O.S. grid ref. S12823653

NORTH YORKS

LANGCLIFFE

Name and address of property

Mid - HOWSONS LANE.

2. Ownership

Owner/tenant

Mrs & Mr D. WIGGIN.

Address

Hope Hill Farm,
Langcliffe, SETTLE.

3. Position

- a) In a village
- b) In a farm group
- c) Isolated



4. Size

- a) Exterior length x width in feet (can be paced)
- b) Interior-no. of bays, if obvious
- c) No. of large cart entrances

56' x 21'
4

5. Date

- a) Approximate date (if known)
- b) Datestone

1800

6. Condition

- a) excellent
- b) good
- c) fair
- d) poor



7. Use

- farming
- a) crop storage
- b) cattle
- c) other stock
- d) garage
- e) workshop
- f) other



- other
- g) residential
- h) commercial/industrial
- i) craft
- j) other (please state)
- k) none



8. Exterior materials (more than 1 answer allowed)

Roof

- a) small flat tiles
- b) pantiles
- c) stone tiles
- d) thatch
- e) asbestos
- f) metals
- g) slate
- h) other (specify)



Walls: timber

- a) boarding
- b) wattle & daub
- c) render/plaster
- d) open wattlework



Walls: solid

- e) brick
- f) stone
- g) mud/cob
- h) flint
- i) other, specify



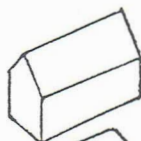
9. Exterior shape

one end

other end

d) other, please sketch below

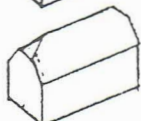
a) gabled



b) hip



c) half hip





Cruck frame construction

Truss/rafter construction

a) full cruck  ☐

b) raised cruck  ☐

c) jointed cruck   ☐

d) other ☐

11. **Sketch of frame**, if your roof does not fit these categories

(i) principal rafter ☐ or common rafters ☐


a) crown post ☐ 

b) queen strut/post ☐  

c) king post ☒ 

d) collar only ☐ 

e) tie beam only ☐ 

f) collar and tie beam only ☐ 

g) other ☐

(ii) frame type

a) aisled one side ☐ 

b) aisled both sides ☐ 

c) not aisled ☐

12. **Other points of interest about the barn** including ventilation slits, owl hole, etc.

Probably renovated & re-roofed c 1900

13. **Is barn listed by the Department of the Environment** please state grade if known ☐

14. **Other traditional buildings in farm group** e.g. granary, cart shed, stables etc. Sketch plan if possible

15. **Sketches or photos** (non-returnable) would be appreciated for interesting barns

16. **Your name, address and telephone no.** *177 Ellis The Old Vicarage*

Kangaroo

2235 Snettisham

17. **Date of survey** *Summer 1987*

Thank you for your help.

Please return to:

The Society for the Protection of Ancient Buildings, 37 Spital Sq., London E1 6DY.

SPAB DOMESDAY SURVEY OF BARNS

Please try to answer all the questions. If you cannot, please put a question mark

NORTH YORKSHIRE
LANGCLIFFE
HIGH BARN

6808

1. Location

County N Yks

Parish Langcliffe O.S. grid ref. SD 819654

Name and address of property

High Barn
Locks Lane

2. Ownership

Owner/~~tenant~~

John Clark

Address

Buxton Park
Langcliffe

3. Position

- a) In a village
b) In a farm group
c) Isolated

☐
☐
☒

4. Size

- a) Exterior length x width in feet (can be paced)
b) Interior-no. of bays, if obvious
c) No. of large cart entrances

42' x 25'
5
1

5. Date

- a) Approximate date (if known)
b) Datestone

☐
☐

6. Condition

- a) excellent
b) good
c) fair
d) poor

☐
☐
☒
☐

7. Use

- farming
a) crop storage
b) cattle
c) other stock
d) garage
e) workshop
f) other (not used)

- other
g) residential
h) commercial/industrial
i) craft
j) other (please state)
k) none

☐
☐
☐
☐
☐
☐
☐

☐
☐
☐
☐
☒

8. Exterior materials (more than 1 answer allowed)

Roof

- a) small flat tiles
b) pantiles
c) stone tiles
d) thatch
e) asbestos
f) metals
g) slate
h) other (specify)

☐
☐
☐
☐
☐
☐
☒
☐

Walls: timber

- a) boarding
b) wattle & daub
c) render/plaster
d) open wattlework

☐
☐
☐
☐

Walls: solid

- e) brick
f) stone
g) mud/cob
h) flint
i) other, specify

☐
☒
☐
☐
☐

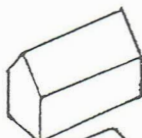
9. Exterior shape

one end

other end

d) other, please sketch below

a) gabled



☒

☒

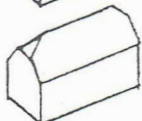
b) hip



☐

☐

c) half hip



☐

☐



10. Internal timber roof structure

Cruck frame construction

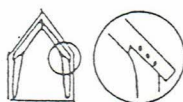
a) full cruck


☐

b) raised cruck


☐

c) jointed cruck


☐

d) other

☐

11. Sketch of frame, if your roof does not fit these categories

Truss/rafter construction

(i) principal rafter ☐ or common rafters ☐

a) crown post

☐


b) queen strut/post

☐


c) king post

☒


d) collar only

☐


e) tie beam only

☐


f) collar and tie beam only

☐


g) other

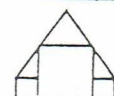
☐

(ii) frame type

a) aisled one side

☐


b) aisled both sides

☐


c) not aisled

☐

12. Other points of interest about the barn including ventilation slits, owl hole, etc.

13. Is barn listed by the Department of the Environment please state grade if known

☐

14. Other traditional buildings in farm group e.g. granary, cart shed, stables etc. Sketch plan if possible

15. Sketches or photos (non-returnable) would be appreciated for interesting barns

16. Your name, address and telephone no.

*Amell's,
The Old Vicarage
Kettle 2235*

Langcliffe

17. Date of survey

Summer 1987

Thank you for your help.