

SPAB Domesday Survey of Barns

Langcliffe 1987

Carried out by Mrs Nancy Ellis

6798 to 6808

Barns omitted from the survey

Buxton Park (Mount Pleasant Farm, now houses)

Barn adjacent to Old Vicarage off Howson's Lane

Lock's Lane (John Clark)

North side of the Old Vicarage (Towlers)

East side of Pike Lane before entering Dick's ground

Near Langcliffe Quarry on lane leading from tip entrance (Towlers)

Main Street (Leigh house)

SPAB DOMESDAY SURVEY OF BARNs

Please try to answer all the questions. If you cannot, please put a question mark a

NORTH YORKSHIRE
LANGCLIFFE
MIDDLE WINSHILL

35 JUL 1988

1. Location

County N. Yorks

Parish Langcliffe O.S. grid ref. 826665

Name and address of property

Middle Winskill

2. Ownership

Mr Robinson

Owner/tenant

Address

Cowside Farm
Langcliffe, Settle.

3. Position

- a) In a village
- b) In a farm group
- c) Isolated

☐
☒
☐

4. Size

- a) Exterior length x width in feet (can be paced)
- b) Interior-no. of bays, if obvious
- c) No. of large cart entrances

80' x 21'
1

5. Date

- a) Approximate date (if known)
- b) Datestone

1659 ITC

6. Condition

- a) excellent
- b) good
- c) fair
- d) poor

☐
☒
☐
☐

7. Use

- farming
- a) crop storage
- b) cattle
- c) other stock
- d) garage
- e) workshop
- f) other

- other
- ☐ g) residential
- ☒ h) commercial/industrial
- ☐ i) craft
- ☐ j) other (please state)
- ☐ k) none

☐
☐
☐
☐
☐

8. Exterior materials (more than 1 answer allowed)

Roof

- a) small flat tiles
- b) pantiles
- c) stone tiles
- d) thatch
- e) asbestos
- f) metals
- g) slate
- h) other (specify)

☐
☐
☒
☐
☐
☐
☐
☐

Walls: timber-

- a) boarding
- b) wattle & daub
- c) render/plaster
- d) open wattwork

☐
☐
☐
☐

Walls: solid

- e) brick
- f) stone
- g) mud/cob
- h) flint
- i) other, specify

☐
☒
☐
☐
☐

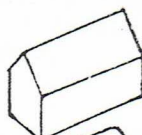
9. Exterior shape

one end

other end

d) other, please sketch below


a) gabled



☒

☒


b) hip



☐

☐

c) half hip






☐

☐

10. Internal timber roof structure

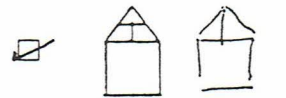
Cruck frame construction

- a) full cruck  ☐
- b) raised cruck  ☐
- c) jointed cruck  ☐
- d) other ☐

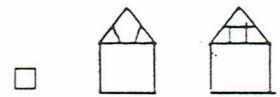
Truss/rafter construction

- (i) principal rafter ☐ or common rafters ☐

- a) crown post



- b) queen strut/post



- c) king post



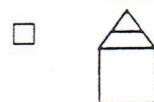
- d) collar only



- e) tie beam only



- f) collar and tie beam only



- g) other



- (ii) frame type

- a) aisled one side



- b) aisled both sides



- c) not aisled



11. Sketch of frame, if your roof does not fit these categories

12. Other points of interest about the barn 2 dated paid stones in centre trusses including ventilation slits, owl hole, etc.
East bay older & walled off with door from barn & another to outside
13. Is barn listed by the Department of the Environment ☐
please state grade if known

14. Other traditional buildings in farm group
e.g. granary, cart shed, stables etc.
Sketch plan if possible

Dene Cist shed outside

15. Sketches or photos (non-returnable)
would be appreciated for interesting barns

16. Your name, address and telephone no.

*N. J. Ellis The Old Vicarage
Langcliffe, Seattle 2235
Thank you for your help.*

17. Date of survey

28.9.87

SPAB DOMESDAY SURVEY OF BARNs

Please try to answer all the questions. If you cannot, please put a question mark a:

NORTH YORKSHIRE
LANGCLIFFE
HIGH WINSHILL (OUTBAR) 6799

1. Location

County N. Yorks

Parish Langcliffe

O.S. grid ref. SD 832667

Name and address of property

High Winshill Outbarn

2. Ownership

Not known

Owner/tenant

Address

3. Position

- a) In a village
b) In a farm group
c) Isolated

☐
☐
☒

4. Size

- a) Exterior length x width in feet (can be paced)
b) Interior-no. of bays, if obvious
c) No. of large cart entrances

30' x 15'
2

5. Date

- a) Approximate date (if known)
b) Datestone

☐
☒

6. Condition

- a) excellent
b) good
c) fair
d) poor

☐
☒
☐
☐

7. Use

- farming
a) crop storage
b) cattle
c) other stock
d) garage
e) workshop
f) other

- other
☒ g) residential
☒ h) commercial/industrial
☐ i) craft
☐ j) other (please state)
☐ k) none

☐
☐
☐
☐
☐

8. Exterior materials (more than 1 answer allowed)

Roof

- a) small flat tiles
b) pantiles
c) stone tiles
d) thatch
e) asbestos
f) metals
g) slate
h) other (specify)

☐
☐
☒
☐
☐
☐
☐
☐

Walls: timber

- a) boarding
b) wattle & daub
c) render/plaster
d) open wattlework

☐
☐
☐
☐

Walls: solid

- e) brick
f) stone
g) mud/cob
h) flint
i) other, specify

☐
☐
☐
☐

☐
☒
☐
☐

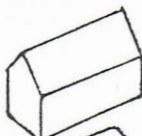
9. Exterior shape

one end

other end

d) other, please sketch below

a) gabled



☒

☒


b) hip



☐

☐

c) half hip




☐

☐

Cruck frame construction

Truss/rafter construction

a) full cruck  ☐

b) raised cruck  ☐

c) jointed cruck  ☐

d) other ☐

11. Sketch of frame, if your roof does not fit these categories

(i) principal rafter ☐ or common rafters ☐

a) crown post ☐

b) queen strut/post ☐

c) king post ☐

d) collar only ☐

e) tie beam only ☒

f) collar and tie beam only ☐

g) other ☐

(ii) frame type

a) aisled one side ☐

b) aisled both sides ☐

c) not aisled ☐

12. Other points of interest about the barn including ventilation slits, owl hole, etc.

Serving 2 fields, the field wall dividing the 2 doors

13. Is barn listed by the Department of the Environment please state grade if known ☐

14. Other traditional buildings in farm group e.g. granary, cart shed, stables etc. Sketch plan if possible

15. Sketches or photos (non-returnable) would be appreciated for interesting barns

16. Your name, address and telephone no.

*N M Ellis. The Old Vicarage
Langcliffe, Beethle*

17. Date of survey *Sept. 1987*

Thank you for your help.

SPAB DOMESDAY SURVEY OF BARNs

Please try to answer all the questions. If you cannot, please put a question mark ag

NORTH YORKSHIRE
LANGCLIFFE
BARN ON FOOTPATH

6800

1. Location

County *N. Yks*

Parish

Langcliffe

O.S. grid ref. *SD 824645*

Name and address of property

on footpath Seale to Langcliffe

2. Ownership

R. Hargreaves

Owner/tenant

*Barvel Sykes
Langcliffe*

Address

3. Position

- a) In a village
- b) In a farm group
- c) Isolated

☐
☐
☒

4. Size

- a) Exterior length x width in feet (can be paced)
- b) Interior-no. of bays, if obvious
- c) No. of large cart entrances

2 $\frac{14' \times 22'}{2}$

5. Date

- a) Approximate date (if known)
- b) Datestone

☐
☐

6. Condition

- a) excellent
- b) good
- c) fair
- d) poor

☒
☐
☐
☐

7. Use

- farming
- a) crop storage
- b) cattle
- c) other stock
- d) garage
- e) workshop
- f) other

- other
- g) residential
- h) commercial/industrial
- i) craft
- j) other (please state)
- k) none

☐
☐
☐
☐
☐
☐

☐
☐
☐
☐
☐

8. Exterior materials (more than 1 answer allowed)

Roof

- a) small flat tiles
- b) pantiles
- c) stone tiles
- d) thatch
- e) asbestos
- f) metals
- g) slate
- h) other (specify)

☐
☐
☒
☐
☐
☐
☐
☐

Walls: timber

- a) boarding
- b) wattle & daub
- c) render/plaster
- d) open wattlework

☐
☐
☐
☐

Walls: solid

- e) brick
- f) stone
- g) mud/cob
- h) flint
- i) other, specify

☐
☐
☐
☐

☐
☒
☐
☐
☐

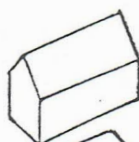
9. Exterior shape

one end

other end

d) other, please sketch below

a) gabled



☒

☒

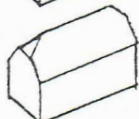
b) hip



☐

☐

c) half hip



☐

☐



10. Internal timber roof structure

Could not gain entry

6800

Cruck frame construction

Truss/rafter construction

a) full cruck


☐

(i) principal rafter ☐ or common rafters ☐

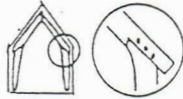
b) raised cruck


☐

a) crown post

☐


c) jointed cruck


☐

b) queen strut/post

☐


d) other

☐

c) king post

☐


11. Sketch of frame, if your roof does not fit these categories

d) collar only

☐


e) tie beam only

☐


f) collar and tie beam only

☐


g) other

☐

(ii) frame type

a) aisled one side

☐


b) aisled both sides

☐


c) not aisled

☐

12. Other points of interest about the barn including ventilation slits, owl hole, etc.

13. Is barn listed by the Department of the Environment please state grade if known

☐

14. Other traditional buildings in farm group e.g. granary, cart shed, stables etc. Sketch plan if possible

15. Sketches or photos (non-returnable) would be appreciated for interesting barns

16. Your name, address and telephone no.

N. M. Ellis

The Old Vicarage
Loughcliff
Sutton

17. Date of survey Summer 1987

Thank you for your help.

22

Please return to:

SPAB DOMESDAY SURVEY OF BARNS

Please try to answer all the questions. If you cannot, please put a question

NORTH YORKSHIRE
LANGCLIFFE
MANOR FARM BARN

6801

1. Location

County N. Yorks

Parish Langcliffe O.S. grid ref. SD822652

Name and address of property

Manor Farm Barn, New Street.

2. Ownership

Mr Brian Davidson & Mr. Mrs K. Meredith

Owner/~~tenant~~

Address

as above

3. Position

- a) In a village
- b) In a farm group
- c) Isolated



4. Size


- a) Exterior length x width in feet (can be paced)
- b) Interior-no. of bays, if obvious
- c) No. of large cart entrances

30' x 30

I

5. Date

- a) Approximate date (if known)
- b) Datestone



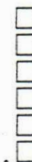
6. Condition

- a) excellent
- b) good
- c) fair
- d) poor




7. Use

- farming
- a) crop storage
- b) cattle
- c) other stock
- d) garage
- e) workshop
- f) other



- other
- g) residential
- h) commercial/industrial
- i) craft
- j) other (please state)
- k) none



8. Exterior materials (more than 1 answer allowed)

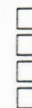
Roof

- a) small flat tiles
- b) pantiles
- c) stone tiles
- d) thatch
- e) asbestos
- f) metals
- g) slate
- h) other (specify)



Walls: timber

- a) boarding
- b) wattle & daub
- c) render/plaster
- d) open wattlework



Walls: solid

- e) brick
- f) stone
- g) mud/cob
- h) flint
- i) other, specify



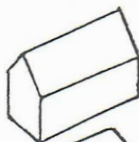
9. Exterior shape

one end

other end

d) other, please sketch below

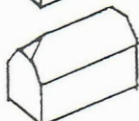
a) gabled



b) hip



c) half hip



Front gabled for
last entrance.

10. Internal timber roof structure

Cruck frame construction

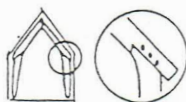
a) full cruck


☐

b) raised cruck


☐

c) jointed cruck


☐

d) other

☐

11. Sketch of frame, if your roof does not fit these categories

Truss/rafter construction

(i) principal rafter ☐ or common rafters ☐

a) crown post

☐


b) queen strut/post

☐


c) king post

☒


d) collar only

☐


e) tie beam only

☐


f) collar and tie beam only

☐


g) other

☐

(ii) frame type

a) aisled one side

☐


b) aisled both sides

☐


c) not aisled

☐

12. Other points of interest about the barn including ventilation slits, owl hole, etc.

13. Is barn listed by the Department of the Environment please state grade if known ☐

14. Other traditional buildings in farm group e.g. granary, cart shed, stables etc. Sketch plan if possible

15. Sketches or photos (non-returnable) would be appreciated for interesting barns

16. Your name, address and telephone no.

17. Date of survey

10.1.88

N. M. Ellis, The Old Vicarage, Langcliffe 022-92-2235

Thank you for your help.

SPAB DOMESDAY SURVEY OF BARNS

Please try to answer all the questions. If you cannot, please put a question mark

NORTH YORKSHIRE
LANGCLIFFE
BARN ON MOOR

6802

1. Location

County N. Yorks

Parish Langcliffe O.S. grid ref. SD 843660

Name and address of property

Barn on moor between Langcliffe & Maelham

2. Ownership

Robert Towler

Owner/tenant

Address

Hamstead Lodge Rd. Langcliffe

3. Position

- a) In a village
- b) In a farm group
- c) Isolated




4. Size

- a) Exterior length x width in feet (can be paced)
- b) Interior-no. of bays, if obvious
- c) No. of large cart entrances

70' x 28'
2

5. Date

- a) Approximate date (if known)
- b) Datestone



6. Condition

- a) excellent
- b) good
- c) fair
- d) poor



7. Use

- farming
- a) crop storage
- b) cattle
- c) other stock
- d) garage
- e) workshop
- f) other

- other
- ☒ g) residential
- ☒ h) commercial/industrial
- ☐ i) craft
- ☐ j) other (please state)
- ☐ k) none



8. Exterior materials (more than 1 answer allowed)

Roof

- a) small flat tiles
- b) pantiles
- c) stone tiles
- d) thatch
- e) asbestos
- f) metals
- g) slate
- h) other (specify)



Walls: timber

- a) boarding
- b) wattle & daub
- c) render/plaster
- d) open wattlework



Walls: solid

- e) brick
- f) stone
- g) mud/cob
- h) flint
- i) other, specify



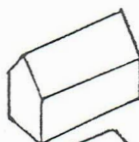
9. Exterior shape

one end

other end

d) other, please sketch below

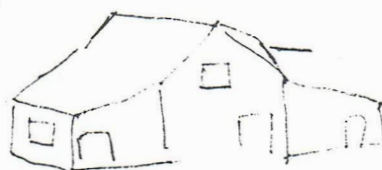
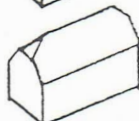
a) gabled



b) hip



c) half hip



10. Internal timber roof structure


812

Cruck frame construction

Truss/rafter construction

a) full cruck  ☐

(i) principal rafter ☐ or common rafters ☐

b) raised cruck  ☐

a) crown post ☐

c) jointed cruck  ☐

b) queen strut/post ☐

d) other ☐

c) king post ☐

11. Sketch of frame, if your roof does not fit these categories

d) collar only ☒

e) tie beam only ☐

f) collar and tie beam only ☐

g) other ☐

(ii) frame type

a) aisled one side ☐

b) aisled both sides ☐

c) not aisled ☐

12. Other points of interest about the barn including ventilation slits, owl hole, etc.

13. Is barn listed by the Department of the Environment please state grade if known

no ☐

14. Other traditional buildings in farm group e.g. granary, cart shed, stables etc. Sketch plan if possible

15. Sketches or photos (non-returnable) would be appreciated for interesting barns

16. Your name, address and telephone no.

17 E11 2, The Old Vicarage
Sutton 2235
Loughcliff

17. Date of survey

23887

Thank you for your help.